



Access Guide

(November 2020)



Step 1 [search for 'Google Classroom']

A screenshot of a web browser showing a Google search. The address bar shows "google.co.uk". The search bar contains the text "Google Classroom". Below the search bar, a dropdown menu shows several search suggestions: "google classroom", "google classroom sign in", "google classroom student login", "google classroom app", "google classrooms login", "google classroom download", "google classroom codes", "google classroom for pc", "google classroom uk", and "google classroom students". At the bottom of the dropdown are buttons for "Google Search" and "I'm Feeling Lucky". The footer of the page shows "United Kingdom", "Advertising", "Business", "How Search works", "Carbon neutral since 2007", "Privacy", "Terms", and "Settings".

Step 2 [select 'Google Classroom' from the results]

The screenshot shows a Google search results page for 'Google Classroom'. The search bar at the top contains 'Google Classroom'. Below the search bar, the first result is highlighted with a red box. This result is from 'edu.google.com' and is titled 'Classroom | Google for Education'. The description states: 'Get more time to teach and inspire learners with Classroom. A free and easy tool helping educators efficiently manage and assess progress, while enhancing ...'. Below the description, there are links for 'Our Commitment', 'App', and 'Contact us'. To the right of the search results, there is a large card for 'Google Classroom' with a green icon and a description: 'Google Classroom is a free web service developed by Google for schools that aims to simplify creating, distributing, and grading assignments. The primary purpose of Google Classroom is to streamline the process of sharing files between teachers and students. Wikipedia'. Below the card, there are links for 'Operating system: Android, iOS, web' and 'Initial release date: 12 August 2014'. At the bottom of the card, there are links for 'People also search for' including Gmail, Google Docs, Google Slides, Google Hangouts, and Kahoot!

Google Classroom - Google Search

google.co.uk/search?safe=strict&source=hp&ei=7f3EX66jZHuazCSkEA&q=Google+Classroom&oeq=Google+Classroom&gs_lcp=CgZwc3kyWlQAZiLCAAAQzQMqGwEQyQMyAggAMgIADIFCAAQzQMqyBQgAELEDmgUIABCAzIFCAAQzQMqyAggAMgIADIFCA...

About 673,000,000 results (0.59 seconds)

edu.google.com > Intl > en_uk > products > classroom

Classroom | Google for Education

Get more time to teach and inspire learners with **Classroom**. A free and easy tool helping educators efficiently manage and assess progress, while enhancing ...

[Our Commitment](#) [App](#) [Contact us](#)

classroom.google.com

Google Classroom

Sign in. Use your **Google Account**. Email or phone. Forgot email? Type the text you hear or see. Not your computer? Use a private browsing window to sign in.

[Google Class](#) [Google Classroom](#) [Apps for Classroom](#) [Classroom Help](#)

People also ask

How do I access Google classroom?	▼
Can students access Google classroom from home?	▼
Is Google classroom for free?	▼
What is Google Classroom app?	▼

Feedback

support.google.com > edu > classroom > answer

About Classroom - Classroom Help - Google Support

You can use **Classroom** in your school to streamline assignments, boost collaboration, and foster communication. **Classroom** is available on the web or by ...

support.google.com > edu > classroom > answer

How do I sign in to Classroom? - Google Support

Sign in for the first time · [Tap Classroom](#) · [Tap Get Started](#) · [Tap Add account](#) · [Enter the email](#)

Google Classroom

classroom.google.com

Google Classroom is a free web service developed by Google for schools that aims to simplify creating, distributing, and grading assignments. The primary purpose of Google Classroom is to streamline the process of sharing files between teachers and students. [Wikipedia](#)

Operating system: [Android](#), [iOS](#), web

Initial release date: 12 August 2014

People also search for

View 10+ more

[Gmail](#) [Google Docs](#) [Google Slides](#) [Google Hangouts](#) [Kahoot!](#)

Feedback

Step 3 [select 'Go to Classroom']

The screenshot shows the Google Classroom landing page. The header includes the Google logo, navigation links for 'For Education', 'Why Google', 'Products', 'Teaching resources', 'Computer Science', 'Training & Support', and 'The Latest', and buttons for 'Get products' and 'Contact us'. The main content area features a large heading 'Get more time to teach and inspire learners with Classroom' and a subheading 'A free and easy tool helping educators efficiently manage and assess progress, while enhancing connections with learners from school, from home, or on the go.' Below this, there are two buttons: 'Get G Suite for free' and 'Go to Classroom'. The 'Go to Classroom' button is highlighted with a red box. At the bottom of the page, there is a large image of two students looking at a screen.

Classroom | Google for Education

edu.google.com/intl/en_uk/products/classroom/

Google

[Get products](#) [Contact us](#)

For Education [Why Google](#) [Products](#) [Teaching resources](#) [Computer Science](#) [Training & Support](#) [The Latest](#) [Sign in](#)

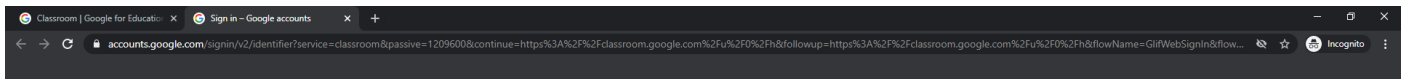
Home > Classroom

Get more time to teach and inspire learners with Classroom

A free and easy tool helping educators efficiently manage and assess progress, while enhancing connections with learners from school, from home, or on the go.

[Get G Suite for free](#) [Go to Classroom](#)

Step 4 ['Sign in' using the login details from your letter]



Google

Sign in

Use your Google Account

Email or phone

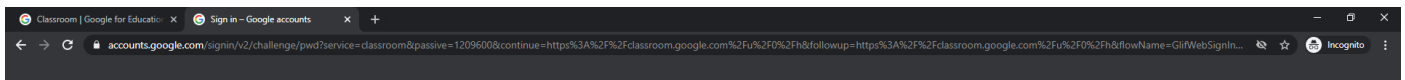
pupil@westways.sheffield.sch.uk

[Forgot email?](#)

Not your computer? Use Guest mode to sign in privately.
[Learn more](#)

[Create account](#) [Next](#)

English (United Kingdom) Help Privacy Terms



Google

Welcome

pupil@westways.sheffield.sch.uk

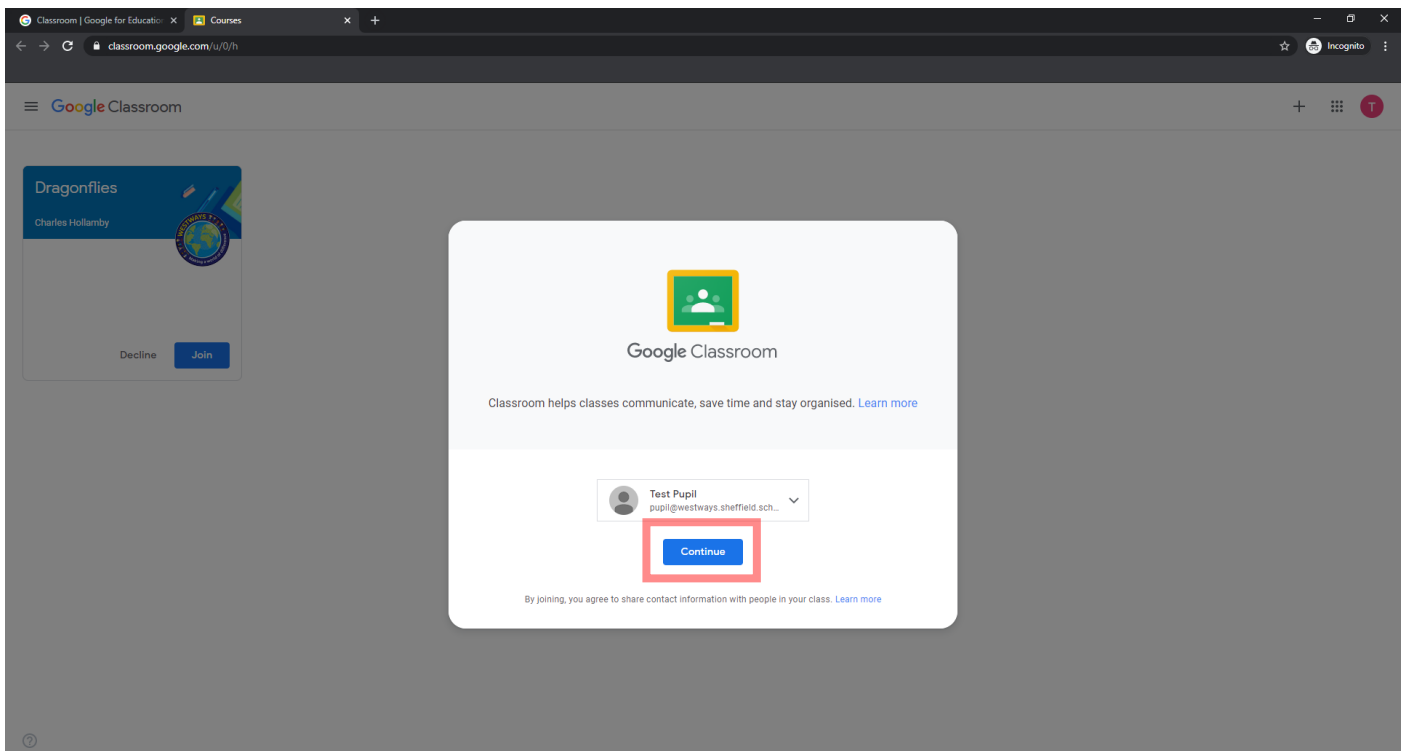
Enter your password

.....

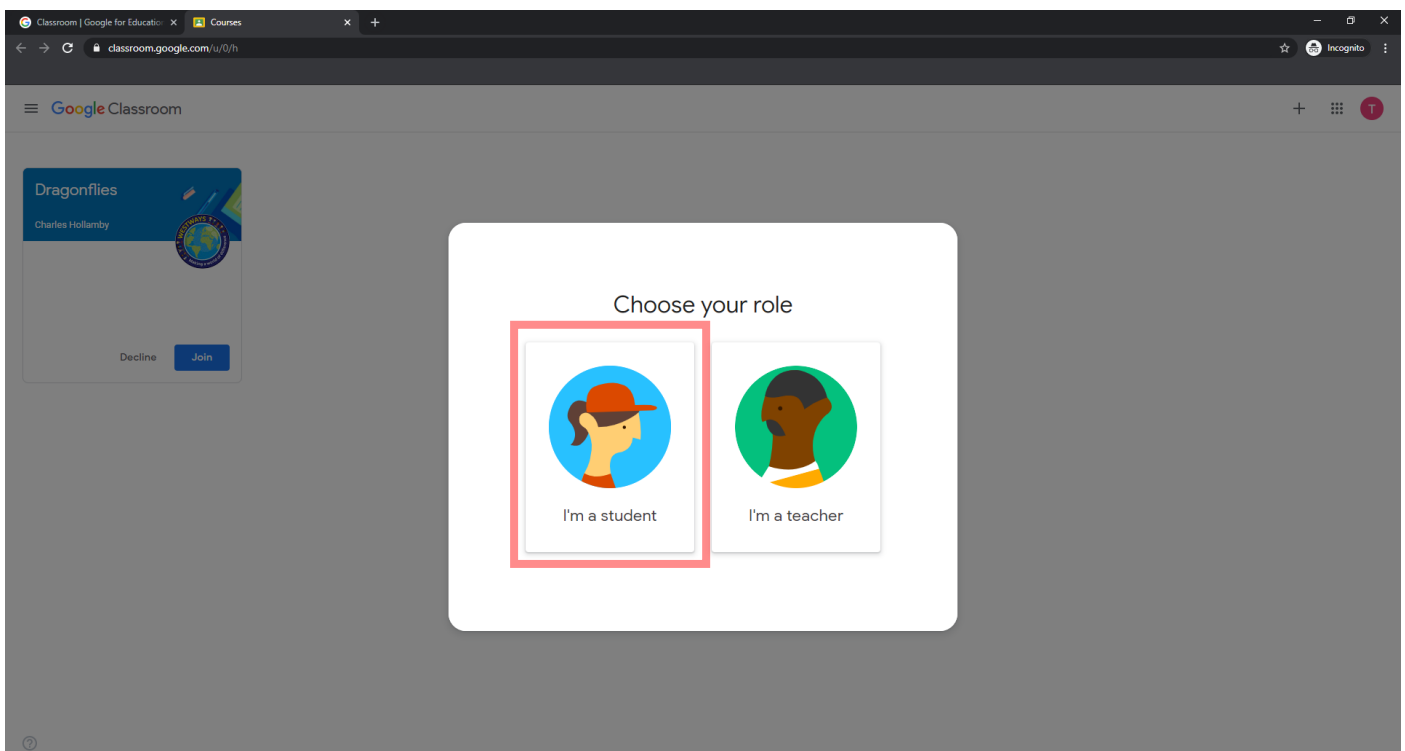
[Forgot password?](#) [Next](#)

English (United Kingdom) Help Privacy Terms

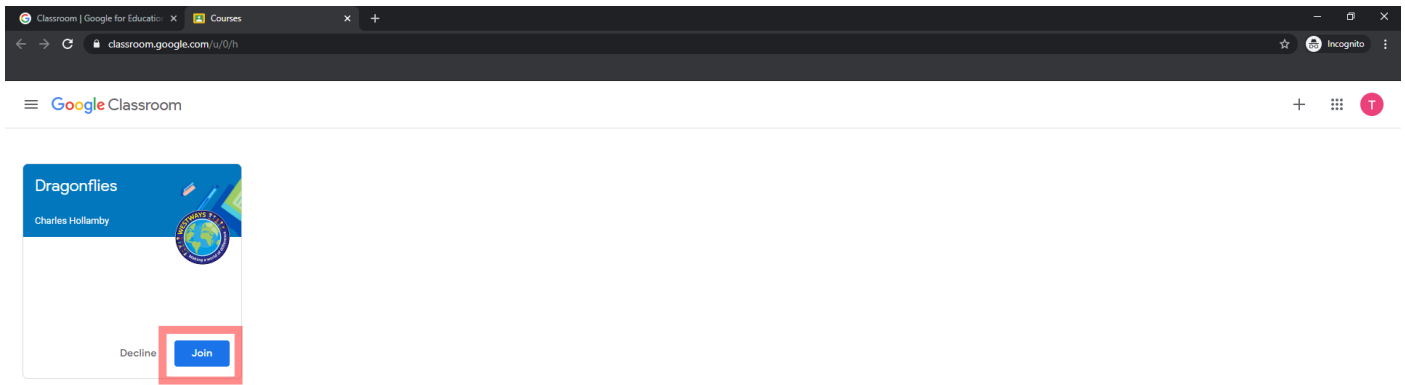
Step 5 [click 'Continue' to confirm]



Step 6 [select 'I'm a student']

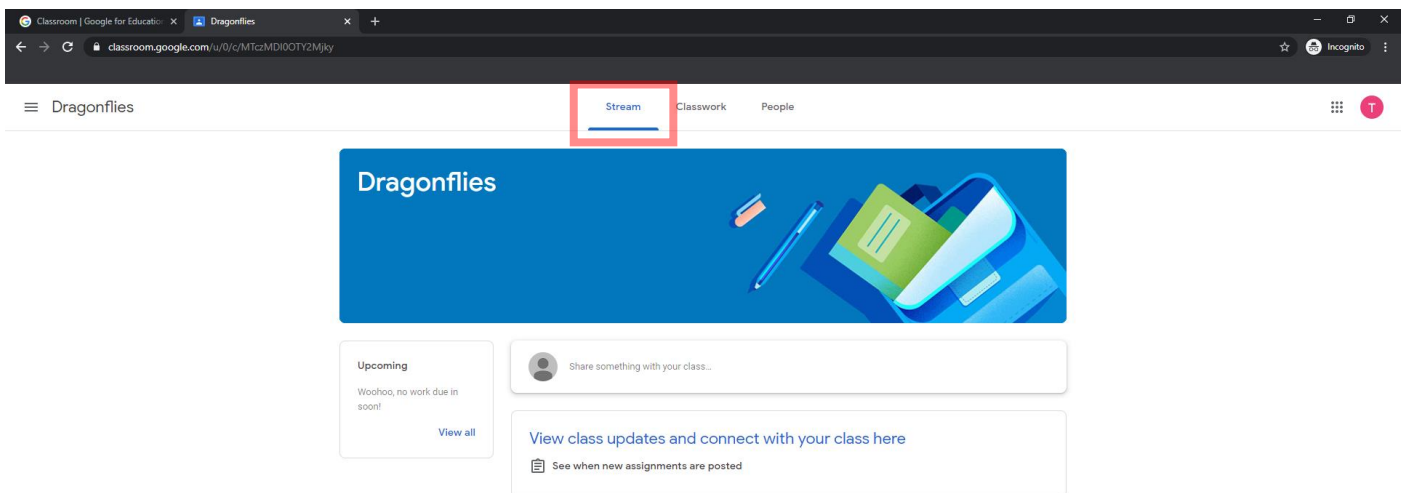


Step 7 [select 'Join']



?

Step 8 [the 'Stream' tab will have all of the things that have be uploaded recently]



?

Step 9 [the 'Classwork' tab is where the teacher will upload resources and activities to]

